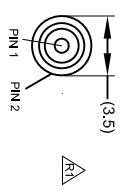


Revision Notes

R1 - CORRECTED FROM 1000 + 251 TO 1510 + 259 AS PER 0173. VIEW A DIAGRAM CORRECTED. NOTE 1 CORRECTED. - MUST BE USER ACCESSIBLE. REF DIMENSION 9.51 ADDED.
 APA: CHLOE CHOI (EMAIL) Drawn: W BREAZLEY Checked: R PENITELY Approved: D WALLIN Date: 02/03/2016

VIEW A



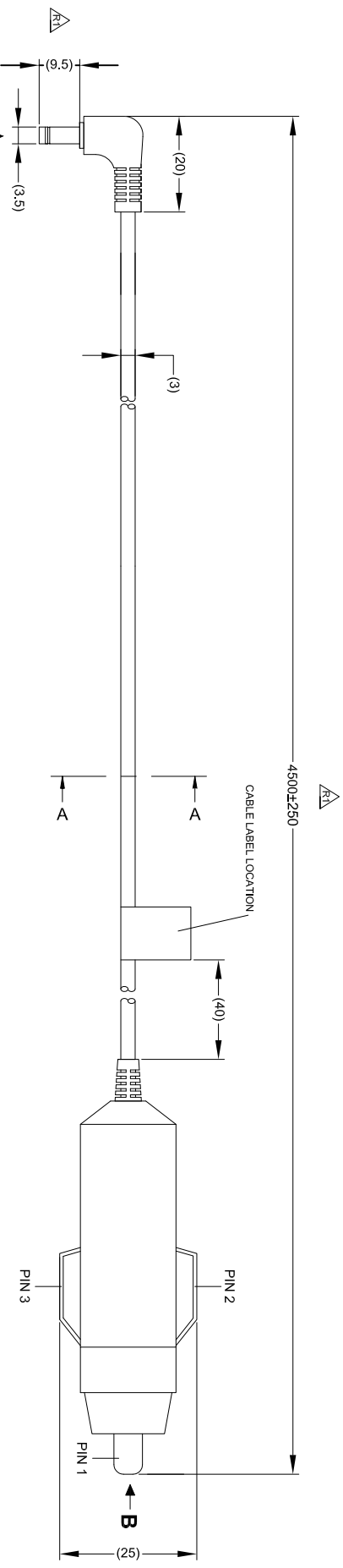
3.5mm DC JACK FEMALE
MATING FACE

PIN #	WIRE COLOUR	DESCRIPTION
1	RED	12/24VDC
2	BLACK	GND

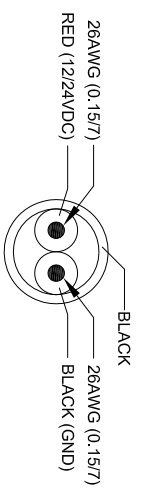
VIEW B

MALE CIGAR LIGHTER
PLUG

PIN #	WIRE COLOUR	DESCRIPTION
1	RED	12/24VDC
2	BLACK	GND
3	N/A	NC



VIEW A-A
CABLE BUILDUP



- NOTES:
- INTERNAL 3 AMP GLASS FUSE MUST BE USER ACCESSIBLE.
 - CABLE TO BE SUPPLIED IN A 100mm X 170mm CLEAR PRESS SEAL BAG.
 - FOR CABLE LABEL REFER TO LATEST REVISION OF DRAWING BE-002842-XX-14.
 - FOR GIFT BOX LABEL REFER TO LATEST REVISION OF DRAWING BE-002840-XX-14.
 - ANY CUSTOMER MODIFICATION OF THIS PRODUCT CAUSING SUBSEQUENT FAILURE IS NOT A LIABILITY OF BRIGADE ELECTRONICS PLC.
 - CABLES SHOULD BE ONE CONTINUOUS LENGTH BETWEEN CONNECTORS.
 - CIGAR LIGHTER PLUG APPEARANCE MAY VARY BUT FUNCTION MUST REMAIN UNCHANGED.

PROPRIETARY NOTICE

THIS DESIGN AND TECHNICAL INFORMATION APPEARING ON THIS DRAWING IS THE PROPERTY OF BRIGADE ELECTRONICS, AND IS DISCLOSED IN CONFIDENCE. IT IS NOT TO BE COPIED, REPRODUCED, REVISED TO OR EXPROPRIATED BY OTHERS, EITHER IN WHOLE OR IN PART WITHOUT THE EXPRESS WRITTEN CONSENT OF BRIGADE ELECTRONICS.



Assembly PI Approval KLEE - 25/03/14		Approved by S.MATTHEWS		Checked by RBATES		Drawn by P.MISSEN	
Angle of Projection 		Units mm	Scale N/A	Released 25/03/14	Assembly Ref -		
Status RELEASED		Part No 4510		EDR-101-CPC			
				BE-002824-01-14			